



ITE

INSTITUTO TECNOLÓGICO DE
LA ENERGÍA

TEST REPORT IE-ITE-160896/04/EN

HIGH VOLTAGE

Test: Lightning Protection System Components (LPSC)

Test methodology: IEC 62561-2:2012

Equipment tested: Air terminal – Guardian Plus GPLUS-1SS

Quantity: 3

Code: ME-ITE-160896-10 to ME-ITE-160896-12



Client: Lightning Protection International Pty Ltd

Issued by: INSTITUTO TECNOLÓGICO DE LA ENERGIA (ITE)

Test location site: ITE - Edificio Institutos 8A, U.P.V. Camino de Vera, s/n 46022 Valencia (España)

The results present in this report, in accordance with requested tests in the section 3, are exclusively referred to samples subjected to test identified in section 5. These samples were tested in the manner and the date pointed out in the sections 4 and 5 respectively.

This report may not be partially reproduced, except with the prior written permission of ITE.

Performed:	Jorge Moreno Rodriguez Lab Technician	Reviewed:	Anabel Soria Esteve Lab Coordinator
Position:		Position:	
Date: 30/01/2017	Sign: 	Date: 30/01/2017	Sign: 

This report is comprised of 15 pages

INSTITUTO TECNOLÓGICO DE LA ENERGÍA (ITE)
Centro Tecnológico CT nº 74

Registered address | Central office
Campus de la U.P.V. | Accounts, invoices, mail
Edificio Institutos 2 | Parque Tecnológico de Valencia
Camino de Vera, s/n | Av. Juan de la Cierva, 24
Valencia | 46980 Paterna (Valencia)

Tel.: +34 96 136 66 70 Fax: +34 96 136 66 80
www.ite.es · ite@ite.es

Table of contents

1. GENERAL CHARACTERISTICS.....	3
1.1. GUARANTEES.....	3
1.2. IMPORTANT OBSERVATIONS	3
2. CUSTOMER DATA.....	4
3. REQUESTED TESTS	4
4. TEST PROCEDURES.....	4
4.1. TEST METHOD IDENTIFICATION	4
4.2. DEVIATION, ADDITION OR EXCLUSION TO THE TEST METHOD	5
4.3. ADDITIONAL INFORMATION	5
5. SAMPLE DATA	5
6. ENVIRONMENTAL CONDITIONS.....	5
7. TESTS RESULTS.....	6
8. SUMMARY	7
APPENDIX A. TEST RESULTS	8
APPENDIX B. PHOTOGRAPHS	14

1. General characteristics

1.1. Guarantees

The Instituto Tecnológico de la Energía (**ITE**) guarantees the accuracy of the data and results presented in this document obtained from the measurements of the equipment tested on the dates and under the conditions here established.

The **ITE** guarantees information confidentiality as regards test results. All data related to the tested item and testing procedure will be confidential.

1.2. Important observations

1. Reproduction of this report is only allowed whenever the result be the exact copy from the original and the procedure be fully developed.
2. This test report can not be modified or reproduced partially without the permission of **ITE**.
3. This test report is only concerned with the specific items under testing, whose code is indicated in this document.
4. This test report only refers to the requested tests that are reflected in this document.
5. This test report, by itself, does not constitute or implies product approval by **ITE**.
6. This test report will not be used either fully or partially by the customer or by anybody authorized by the customer, for promotion or commercial purposes, whenever **ITE** considers it inappropriate.
7. The accuracy of the data which are referred to in this document as *data provided by customer* will be the customer's own responsibility.
8. The reliability of the Certificates and Specifications presented in this document as *offered by the customer* will be the customer's own responsibility.
9. The **ITE** is not responsible for the accuracy of certificates and statements of compliance provided by the customer.

2. Customer data

Company name: Lightning Protection International Pty Ltd
C.I.F./N.I.F./Passport: 11099190897
Address: 49 Patriarch Drive, Huntingfield, 7055, Australia

3. Requested tests

The requested tests are performed according to the following parts of the standard:

TEST NUMBER	DESCRIPTION	SECTION OF THE IEC 62561-2
1	Electrical Resistivity Test	5.2.6
2	Environmental Test	5.2.4
3	Marking Test	5.5
4	Electric Test	5.4.3

4. Test procedures

4.1. Test method identification

For each test the appropriate procedure has been followed, based on the instructions described in each part of the standard.

4.2. Deviation, addition or exclusion to the test method

N.P.

4.3. Additional information

The expanded measurement uncertainty is obtained by multiplying the standard uncertainty of measurement by the coverage factor $k = 2$, that for a normal distribution, corresponds to a coverage probability of approximately 95%.

5. Sample data

Unit under test: Air Terminals (AT)

Sample ID	ITE ID	Manufacturer reference	Description
50002	ME-ITE-160896/10	GPLUS-1SS-IM	Small silver AT
50003	ME-ITE-160896/11	GPLUS-1SS-IM	Small silver AT
50004	ME-ITE-160896/12	GPLUS-1SS-IM	Small silver AT
-	ME-ITE-160896/19	-	Aluminium rod
-	ME-ITE-160896/20	-	Aluminium rod
-	ME-ITE-160896/21	-	Aluminium rod

6. Environmental conditions

Each test has been performed under the specified environmental conditions.

7. Tests results

The tests specified in section “*Required tests*” in accordance with the standard indicated in section “*Test procedures*” of the sample as is described in section “*Samples Data*” are presented in the table below:

TEST NUMBER	DESCRIPTION	SECTION OF THE IEC 62561-2	Compliance ⁽¹⁾
1	Electrical Resistivity Test	5.2.6	YES
2	Environmental Test	5.2.4	YES
3	Marking Test	5.5	YES
4	Electric Test	5.4.3	YES

Notes: Electric test has been applied to the air terminals due to customer's needs.

¹ N.P.: Not applicable
N.R.: Not performed
YES: Compliance with the test
NO: Not compliance with the test



8. Summary

The test results specified in the section “Requested tests” performed according to what is established in the section “Test procedures” and upon the samples described in section “Sample data” are reported herein in the section “Test results”.

This report only applies to the items under test whose identification is in the section “Sample data” of this document.

Valencia, January 30th, 2017



Stamp of the institution

INSTITUTO TECNOLÓGICO DE LA ENERGÍA (ITE)
Centro Tecnológico CT nº 74

Registered address	Central office
Campus de la U.P.V.	Accounts, invoices, mail
Edificio Institutos 2	Parque Tecnológico de Valencia
Camino de Vera, s/n	Av. Juan de la Cierva, 24
Valencia	46980 Paterna (Valencia)

Tel.: +34 96 136 66 70 Fax: +34 96 136 66 80
www.ite.es · ite@ite.es

Page 7 de 15
Date of issue: 30/01/2017

APPENDIX A. TEST RESULTS

INSTITUTO TECNOLÓGICO DE LA ENERGÍA (ITE)
Centro Tecnológico CT nº 74

Registered address	Central office
Campus de la U.P.V.	Accounts, invoices, mail
Edificio Institutos 2	Parque Tecnológico de Valencia
Camino de Vera, s/n	Av. Juan de la Cierva, 24
Valencia	46980 Paterna (Valencia)

Tel.: +34 96 136 66 70 Fax: +34 96 136 66 80
www.ite.es · ite@ite.es



Electrical Resistivity Test (Part 5.2.6. IEC 62561-2:2012)

The resistivity of the material was measured in a 1,2 m long aluminum rod with a micro-ohmmeter and the reading corrected to 20 °C using an appropriate correction factor if necessary.

Besides, the results of the material resistivity has been checked on the material of the central part of each air terminal sample.

The resistivity of each sample has been calculated according to this formula:

$$\rho = \frac{AR}{l}$$

ρ = resistivity; A = area; R = resistance; l = length

The measurement was done with a four-wire method for eliminating errors due to lead and contact resistances. This is a method associated with low resistances ohmmeters, which assures more accurate results.

Those are the results of the Electrical Resistivity Test:

Model	Resistivity ($\mu\Omega$ m)	Resistivity limit ($\mu\Omega$ m)	Compliance
ME-ITE-160896/19	0,0263	0,036	YES
ME-ITE-160896/20	0,0264	0,036	YES
ME-ITE-160896/21	0,0261	0,036	YES

NOTE 1: All the tests were performed at 20 °C. No correction factors were applied.

	Testing date	Temperature (°C)	Relative Humidity (%)	Pressure (mbar)
Start	2016/10/28	20,2	56,1	997
Finish	2016/10/28	20,4	54,8	996,8



Environmental Test (Part 5.2.4. IEC 62561-2:2012)

The specimens have been subjected to an environmental salt mist test followed by a humid sulphurous atmosphere test as specified in Annex A of standard IEC 62561-2:2012 (Part A.1 and A.2).

Salt mist test

Test conducted according to the UNE-EN 60068-2-52; except sections 7, 10 and 11 which are not applicable, with a severity degree two

Humid sulphurus atmosphere test

Test conducted according to UNE-EN ISO 6988 with 7 cycles and SO₂ concentration of 667 ppm (by volume).

Acceptance criteria: After the tests, the base metal of specimens shall not exhibit any visual corrosive deterioration when inspected with normal or corrected vision without magnification.

ITE ID	Testing start date	Testing finish date	Compliance
ME-ITE-160896/10	21-10-2016	25-11-2016	YES
ME-ITE-160896/11	21-10-2016	06-12-2016	YES
ME-ITE-160896/12	21-10-2016	06-12-2016	YES

NOTE: NO in compliance means: The sample shows signs of corrosion
YES in compliance means: The sample doesn't show signs of corrosion

Marking test (Part 5.5 IEC 62561-2:2012)

Test performed rubbing manually for 15 s with a piece of cloth soaked with water and again for 15 s with a piece of cloth soaked in solvent/mineral solvent.

Acceptance criteria: After the test, the marking shall be legible.

ITE ID	Testing date	Marking type	Compliance
ME-ITE-160896/10	12-12-2016	Sticker	YES
ME-ITE-160896/11	12-12-2016	Sticker	YES
ME-ITE-160896/12	12-12-2016	Sticker	YES

NOTE: The information included in the marking is: its identification number, its product name and the manufacturer company.



Electrical Test (Part 5.4.3. IEC 62561-2:2012)

After the conditioning in the environmental tests each sample shall be subjected to an electrical test as per 6.3 of IEC 62561-1.

Air terminal class: H → 100 kA @ 10/350 μs (3 shots)

100 kA @ 10/350 μs Tolerances check:

- I_{peak} (100 kA ± 10%)
- Charge, Q (50 A.s ± 20%)
- W/R (2500 kJ/W ± 35%)

ITE ID	Testing date	Shot	I _{peak} (kA)	Q (A.s)	W/R (kJ/Ω)	Tolerances check	Visual inspection	Compliance
ME-ITE-160896/10	10/01/2017	1	94,273	55,8	2774	OK	OK	YES
		2	93,21	55,3	2763	OK		
		3	96,774	45,9	1854	OK		
ME-ITE-160896/11	11/01/2017	1	96,649	57,2	1859	OK	OK	YES
		2	93,492	58,1	2910	OK		
		3	94,461	58,8	2968	OK		
ME-ITE-160896/12	11/01/2017	1	93,773	57,5	2902	OK	OK	YES
		2	94,648	58,3	2917	OK		
		3	91,741	57,1	2793	OK		

Acceptance criteria:

The specimens are deemed to have passed the tests if:

- The joints are not broken or do not show any crack to normal or corrected vision without magnification
- The contact resistance measured with a source of at least 10 A, as close as possible to the joint is equal or less than 1 mΩ, but in the case of stainless steel equal or less than 2,5 mΩ
- The specimen assembly still remains intact.

Clauses b and c are not applicable to air terminals because they do not contain any joints (two or more parts).

Finally the sample shall then be subjected to a mechanical tensile force of 1000 N (+/-10 N).

ITE ID	Testing date	Mechanical requirements	Compliance
ME-ITE-160896/10	05-12-2016	1000 N, 1 min	YES
ME-ITE-160896/11	11-01-2017	1000 N, 1 min	YES
ME-ITE-160896/12	11-01-2017	1000 N, 1 min	YES

Environmental conditions:

	Testing date	Temperature (°C)	Relative Humidity (%)	Pressure (mbar)
Start	05-12-2016	19,26	58,7	1016,4
Finish	05-12-2016	19,4	60,3	1016,8

	Testing date	Temperature (°C)	Relative Humidity (%)	Pressure (mbar)
Start	11-01-2017	22,8	45,5	1014,2
Finish	11-01-2017	23,3	46,6	1013,1



APPENDIX B. PHOTOGRAPHS

INSTITUTO TECNOLÓGICO DE LA ENERGÍA (ITE)
Centro Tecnológico CT nº 74

Registered address
Campus de la U.P.V.
Edificio Institutos 2
Camino de Vera, s/n
Valencia

Central office
Accounts, invoices, mail
Parque Tecnológico de Valencia
Av. Juan de la Cierva, 24
46980 Paterna (Valencia)

Tel.: +34 96 136 66 70 Fax: +34 96 136 66 80
www.ite.es · ite@ite.es



Page 14 de 15
Date of issue: 30/01/2017




Figure 1. ME-ITE-160896/10 (GPLUS-1SS-IM)